

## PURPLE ROOM OUR LEARNING SUMMER 2 WEEK 1

Last week, as part of our Sunflower Challenge, we planted our sunflowers. We looked at different seeds and commented on what we noticed. We compare the sunflower seeds to the beans seeds. We even noticed the sunflower seeds are even different in the same pack. Some of were black, some were white and some were striped. The children looked for their names for their pots. We then added some compost, added a seed with our finger and tucked it back in with some more compost. We then talked about what the plants need to help them to grow and fed them a bit of water.

We have really enjoyed our core text 'There's a shark in the park.' We made telescopes and used these to act out the story together as a class.

We have been looking at under the sea and enjoyed exploring the tuff tray and water tray.

We used shaving foam as cement and built towers, balancing the blocks on top of each other. We loved getting messy!

In Maths last week the children looked closely at the Numicon shapes and worked out each shapes value. We used our problem solving skills to make up the number 10. We then told our friends how the whole number was 10 but we'd made it with part numbers. We have also been recognising numbers and building a tower to represent that number. We made the initial tower and then turned over the next card and used our problem solving skills to work out if we needed to add to our tower or take cubes away.


In phonics we continued to practise hearing the initial sound in words.

We have loved being outside and have been requesting more mud for the mud kitchen. This has inspired some very creative play. We opened up a cafe where mud pies were in the specials menu! The children have loved getting muddy. We have put a plea out for more spare wellies to help keep the mud just to school.


The children have really enjoyed the different stages to make some shark inspired artwork. We firstly enjoyed some colour mixing where we added white to blue to make different shades of blue. We added some green to the blue to see if that gave us a sea inspired colour. We then used our funky fingers to paint waves. We then drew and painted a shark. We had to add a little bit of black to white to create our grey. We cut out our shark independently, using our scissors skills to snip around the shape. We then added eyes and a big mouth. Once dry, we cut out teeth and added them to the shark's mouth.









# PURPLE ROOM OUR LEARNING SUMMER 2 WEEK 1








# PURPLE ROOM OUR LEARNING SUMMER 2 WEEK 1








# PURPLE ROOM OUR LEARNING SUMMER 2 WEEK 1







# PURPLE ROOM OUR LEARNING SUMMER 2 WEEK 1

